

9 by 12.75 Inch Template

Template Does Not Print.

Delete this template/layer before submitting the art for an order.

Feel free to use this template to help you set up your artwork! You can go right to the edge of the canvas but remember that single image pricing only allows 1 logo per sheet. If you'd like more than 1 logo you can submit as a gang sheet.


RECCOMENDED ARTWORK GUIDELINES

1. Use professional graphics software



We prefer PDF, AI, and PSD file formats. We also accept EPS, JPG, BMP, PNG, and SVG formats.

2. Create artwork at desired print size



We print your artwork at the exact size you upload it.

Set your canvas/artboard to the dimension of the image/sheet size you want to order. Create your artwork at the size you want it to print within your artboard. For example, if you select a 9"x12.75" sheet size and upload a graphic that is 6"x8", we will print your graphic at 6"x8."

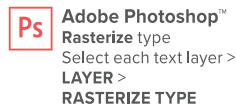
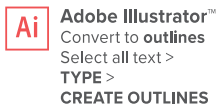
RESOLUTION - If you are using non-vector software like Adobe Photoshop™, set the resolution to 300 dpi when you create the document. Re-sizing (especially upsizing) non-vector graphics can result in blurry pixelation and/or jagged edges on your image.

3. Convert fonts



All type must be converted to a non-editable format.

Type that is "live" or editable may not display accurately when opened on another computer with a different font library. To convert your fonts, simply follow the instructions below for your graphic design software.



4. Double check print specs

Spot color
1, 2 & 3 color example



Thin show-through areas

• Non-printing gaps smaller than 2 pts or 0.0277 of an inch may fill in.

Thin-printing areas (Athletic & Vintage)

• Printing areas smaller than 1 pt or 0.01388 of an inch may not print.

Thin-printing areas (Performance)

• Printing areas smaller than 2 pts or 0.0277 of an inch may not print.

Full color
4-Color process example



Thin show-through areas

• Non-printing gaps smaller than 2 pts or 0.0277 of an inch may fill in.

Thin-printing areas

• Full color printing areas smaller than 3 pts or 0.04166 of an inch may not appear opaque on dark garments.

• White areas smaller than 1 pt or 0.01388 of an inch may not print.

• 100% black details smaller than .25pt will not print.